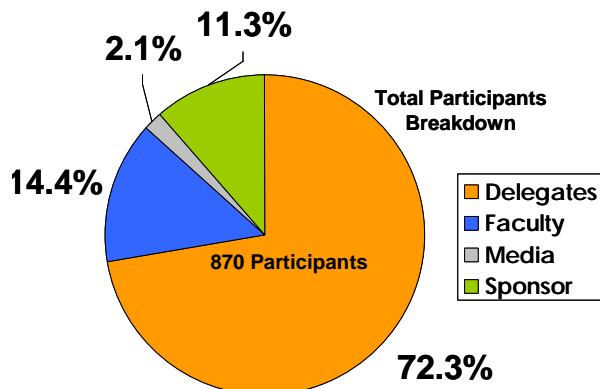


AOS 2009 Post Event Report

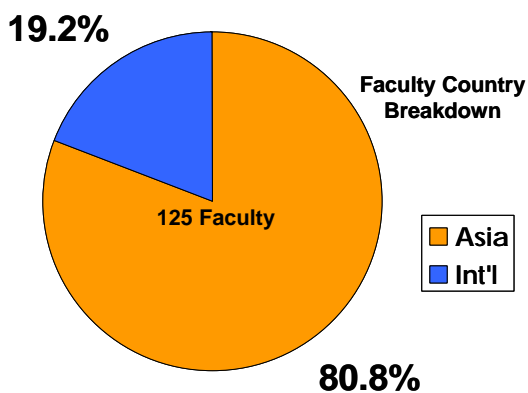
The inaugural Asian Oncology Summit 2009 (AOS 2009) was held at the Suntec Singapore International Convention & Exhibition Centre from April 3–5, 2009.

Over the 3-day summit, AOS 2009 attracted a total of 870 participants, including delegates, faculty members, media partners and industry sponsors.

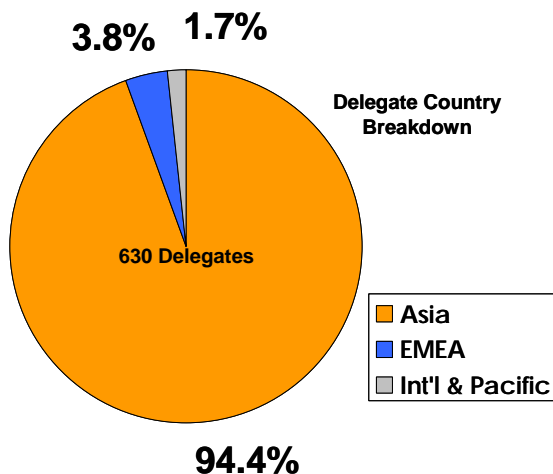


The Opening Ceremony of the summit was graced by Singapore’s Senior Minister of State, Ministry of Foreign Affairs, Dr Balaji Sadasivan.

Over 3 days, there were a total of 3 plenary lectures, 16 summit lectures, 85 breakout sessions and 6 consensus sessions covering breast, gastrointestinal, head & neck and lung cancers, as well as gynaecological oncology and haemato-oncology.



Focusing on the Asian perspective in cancer care, AOS 2009 had a line-up of 125 faculty members from 17 countries, 80.8% of which were from countries in Asia while 19.2% were from the US, Europe and the Pacific.

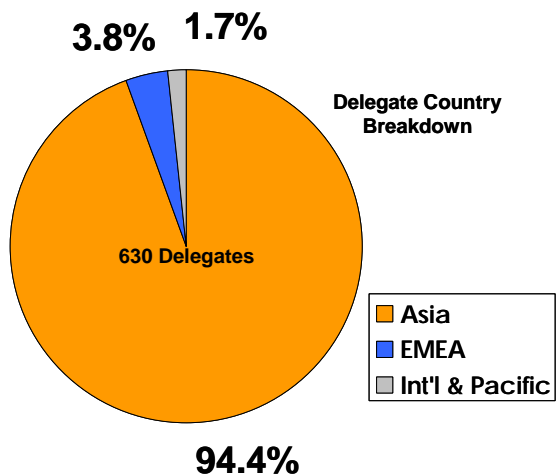


AOS 2009 was well-received by Asian physicians working in multidisciplinary team of cancer care. The summit attracted a total of 630 delegates from 28 countries. The support of Asian oncologists for this inaugural Asian Oncology Summit was tremendous. Asian delegates made up the majority with 94.4% followed by 3.8% from the EMEA region and 1.7% from the US, Europe and the Pacific.

Having established itself as the major “must attend” summit for the Asian oncologists, AOS will move forward annually across the Asia region.

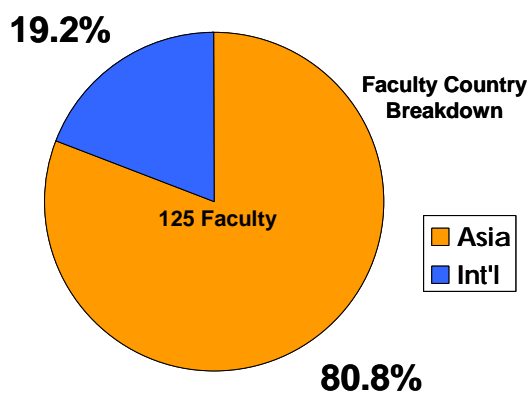
With continued support from the faculty members, oncologists and industry partners, it will live up to its vision to establish a community of Asian oncologists to guide and improve multidisciplinary cancer care, in order to improve the outcomes and quality of life of cancer patients in Asia.

Delegate Breakdown



Country	%	Country	%
AUSTRALIA	0.8%	MALAYSIA	8.1%
BRUNEI	0.2%	NEPAL	0.3%
CANADA	0.2%	NIGERIA	0.6%
CHINA	7.3%	PAKISTAN	0.2%
DENMARK	0.2%	PHILIPPINES	4.5%
GERMANY	0.2%	SAO TOME AND PRINCIPE	0.2%
GHANA	0.2%	SINGAPORE	36.7%
HONG KONG	2.4%	SOUTH KOREA	1.7%
HUNGARY	1.3%	TAIWAN	2.2%
INDIA	6.5%	THAILAND	3.3%
INDONESIA	16.5%	UNITED KINGDOM	0.5%
IRAN	0.5%	UNITED ARAB EMIRATES	0.5%
ITALY	0.3%	USA	0.8%
JAPAN	1.9%	VIETNAM	2.1%

Faculty Breakdown



COUNTRY	%
AUSTRALIA	4.8%
BELGIUM	1.6%
CANADA	1.6%
CHINA	3.2%
GERMANY	0.8%
HONG KONG	5.6%
INDIA	1.6%
INDONESIA	5.6%
JAPAN	1.6%
MALAYSIA	2.4%
PHILIPPINES	0.8%
SINGAPORE	46.4%
SOUTH KOREA	5.6%
TAIWAN	5.6%
THAILAND	2.4%
UK	2.4%
USA	8.0%